



# TAM International Incorporated

## AISI 4130, 4140 and 4145 80 KSI MYS Mechanical Tubing for Standard Service

### ESMA-2003

Approval of Document <b><u>ESMA-2003</u></b>	
Signature	 <u>Luis Garcia – Sustaining Engineering Manager</u>
	<u>11/1/2018</u> 11/1/2018

 <b>TAM INTERNATIONAL</b>	Document Title	AISI 4130, 4140 and 4145 - 80 KSI MYS Mechanical Tubing for Standard Service				
	Document No.	ESMA-2003	Rev	B	Page	1 OF 6
CAUTION: Check for latest revision of this document before use. Information contained in copied or printed material may be superseded.						



### Table of Contents

1.0 SCOPE..... 3

2.0 CHEMISTRY ..... 3

3.0 MECHANICAL PROPERTIES ..... 3

4.0 CONDITION ..... 4

5.0 QUALITY ..... 4


6.0 COUNTRY OF ORIGIN ..... 5

7.0 REPORTS ..... 5

8.0 MATERIAL ACCEPTANCE ..... 6

9.0 REFERENCE DOCUMENTS..... 6

10.0 DOCUMENT REVISION..... 6

 <b>TAM INTERNATIONAL</b>	<b>Document Title</b>	AISI 4130, 4140 and 4145 - 80 KSI MYS Mechanical Tubing for Standard Service				
	<b>Document No.</b>	ESMA-2003	<b>Rev</b>	B	<b>Page</b>	2 OF 6
	<b>CAUTION: Check for latest revision of this document before use. Information contained in copied or printed material may be superseded.</b>					

## 1.0 Scope

- 1.1 This document provides specifications for AISI 4130, 4140, and 4145 mechanical tubing with 80,000 psi minimum yield strength used in standard service TAM products.
- 1.2 Material specified by this document is **not** compliant with NACE MR-01-75 and are susceptible to Sulfide Stress Cracking (SSC) in H<sub>2</sub>S environments.

## 2.0 Chemistry

- 2.1 Materials specified by this document shall conform to the following compositional requirements (per ASTM A519):

ELEMENT	SYMBOL	GRADE		
		4130	4140	4145
		WEIGHT %		
CARBON	(C)	0.28-.33	0.38-0.43	0.43-0.48
MANGANESE	(Mn)	0.40-.60	0.75-1.00	
SILICON	(Si)	0.15-0.35		
PHOSPHOROUS	(P)	.040 MAX		
SULFUR	(S)	.040 MAX		
MOLYBDENUM	(Mo)	0.15-0.25		
CHROMIUM	(Cr)	0.80-1.10		

- 2.2 Compositional testing shall be performed in accordance with the latest revision of ASTM A751, or by any commonly accepted technique routinely employed for chemical analysis of steels which provides equivalent results to the practices contained in ASTM A751. Reports shall include quantitative results for specified elements of each heat of material.

## 3.0 Mechanical Properties

- 3.1 Mechanical testing shall be performed in accordance with the latest revision of ASTM A370 on a prolongation which has undergone the same heat treatment and mechanical processing as the finished product. Test specimens shall be machined from a prolongation removed from the product only after completion of all thermal processing. Testing shall be performed for each heat and lot of raw material.



3.2 The mechanical properties of this material shall conform to the following requirements:

Yield Strength	80,000 psi min
Tensile Strength	100,000 psi min
Hardness	As Reported
Elongation	15% min
Reduction of Area	40% min

3.3 Tensile testing shall be performed on a 4D round specimen. Yield strength shall be determined using the 0.2% offset method.

3.4 Test specimens shall be taken from mid-wall (1/2 T) or at a point between the mid-wall (1/2 T) and volume of final machined part.

**4.0 Condition**

4.1 Material shall be in the Normalized, Austenitized, Quenched, and Tempered condition.

4.2 The minimum tempering temperature shall be **no less** than 1100°F (593°C).

4.3 All material shall be uniform in composition, clean, and free from foreign materials.

4.4 Material shall be free of micro-segregation.

**5.0 Quality**

5.1 NDE

5.1.1 Volumetric NDE shall be performed with either ultrasonic or radiographic inspection as follows:

5.1.1.1 As far as practical, the entire volume of each part shall be volumetrically inspected after heat treatment or any other thermal treatment for mechanical properties and prior to machining operations that limit effective interpretation of the results of the examination.





5.1.1.2 For quench-and-tempered products, the volumetric inspection shall be performed after heat treatment or any other thermal treatment for mechanical properties

5.1.1.3 Radiographic NDE – Shall comply with procedures specified in ASTM E94.

5.1.1.4 Ultrasonic NDE – Specification/Acceptance Criteria is per API 5CT SR-2 latest edition. Allows for one or more of the following: ASTM E213, ASTM E570, or ASTM E309.

5.2 No weld repair is permitted.

5.3 Material identification number (heat, melt code, alloy designation, etc.) shall be permanently marked on each piece of material, preferably low stress stamps.

**6.0 Country of Origin**

6.1 Acceptable countries of origin are United States, Canada, Mexico, United Kingdom, Italy, Spain, France, Germany, Japan, and South Korea. Other countries can be accepted with approval from TAM.

**7.0 Reports**

7.1 Material ordered to this specification shall be accompanied by a Material Test Report. Reports shall reference the final condition of the material and shall contain the following minimum information which will be subject to inspection upon receipt:

1. Statement of material condition
2. Dimensions
3. Chemical Analysis and Governing Specification
4. Yield Strength and Governing Specification
5. Tensile Strength and Governing Specification
6. % Elongation and Governing Specification
7. Reduction of Area and Governing Specification
8. Hardness and Governing Specification
9. Location of Testing and Test Samples
10. "No Weld Repair" statement
11. Volumetric NDE Type, Results, and Governing Specification
12. Material Identification Number
13. Heat Treatment times, temperatures and quench media.
14. Tempering Temperature
15. Country of Origin

	Document Title		AISI 4130, 4140 and 4145 - 80 KSI MYS Mechanical Tubing for Standard Service			
	Document No.	ESMA-2003	Rev	B	Page	5 OF 6
	CAUTION: Check for latest revision of this document before use. Information contained in copied or printed material may be superseded.					

## 8.0 Material Acceptance

- 8.1 All requirements of this specification are subject to verification at the discretion of TAM International.
- 8.2 TAM Engineering Manager or designee is ultimately responsible for accepting or rejecting material that does not conform to any portion of this specification.
- 8.3 Any material deviations must be submitted in writing and approved before machining can begin.


## 9.0 Reference Documents

- 9.1 ASTM A519, ASTM 370, API 5CT, ASTM E213, ASTM E570, ASTM E309, ASTM A751

## 10.0 Document Revision

- 10.1 Document revisions will be handled in accordance with SOP-009 Document Control.

Rev	Date	Description	Prepared By:	Reviewed By / Approved By	Date
A	7/30/2015	Initial Release / New Document	Mark Wyatt	M. Wyatt, T. Young, G. Fletcher	8/14/2015
B	10/1/2018	Updated to current standards.	Luis Garcia	T. Young, D. Gregory, G. Fletcher	11/1/2018

 <p><b>TAM INTERNATIONAL</b></p>	Document Title	AISI 4130, 4140 and 4145 - 80 KSI MYS Mechanical Tubing for Standard Service				
	Document No.	ESMA-2003	Rev	B	Page	6 OF 6
	CAUTION: Check for latest revision of this document before use. Information contained in copied or printed material may be superseded.					